
















Rank	Bib	Code	Name	Year	Nation	List points	Best 5	Race points
Best 10 at finish								
1	101	4510011	MICHEL Nicolas	1995		0.81	0.81	0.00
2	104	4420075	LOEKEN Trym Nygaard	1993		0.00	0.00	5.42
3	106	4190068	ROSTOLAN Yoann	2002		9.35	-	-
4	112	4420125	ALVEBERG Jacob Benjamin	2000		18.30	-	-
5	114	4500007	COLLBERG Olle	1993		25.11	-	-
6	103	4190069	PETEX Charly	2002		4.05	4.05	36.91
7	102	4290013	MAHLKNECHT Raphael	2001		8.52	-	-
8	105	4190053	SILLON Theo	1998		5.00	5.00	38.22
9	107	4190055	NABOT Elie	1997		0.00	0.00	42.00
10	108	4190067	PAGE Alexis	2003		9.44	-	-

Best 5 at start

2	104	4420075	LOEKEN Trym Nygaard	1993		0.00		
9	107	4190055	NABOT Elie	1997		0.00		
1	101	4510011	MICHEL Nicolas	1995		0.81		
6	103	4190069	PETEX Charly	2002		4.05		
8	105	4190053	SILLON Theo	1998		5.00		

(DNF: Did Not Finish, DSQ: Disqualified)

TOTAL

(B) List points of best 5 at start	9.86		
(A) List points of the best 5 to finish in top 10		9.86	
(C) Race points of corresponding competitors			122.55
Calculated penalty (A + B - C) = -102.83 / 10	-10.28		
Correction value (Z)	0.00		
Category adder	0.00		
Applied penalty	(-10.28)	0.00	

Technical Delegate